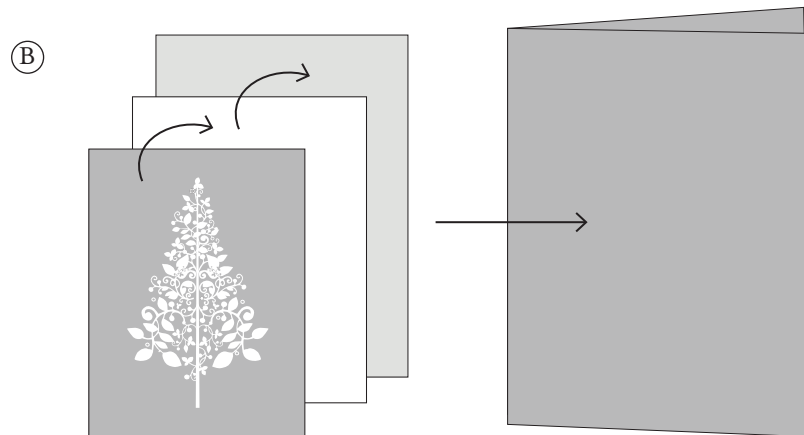




✂ SILVERY TREE HOLIDAY CARD

how-to ideas!



MATERIALS NEEDED:

Fuchsia A2 Folded Card • Fuchsia Cover • Pure White Cover • Shimmer Silver Cover • Foil Tree Rubber Stamp • VersaMark Watermark Inkpad • Silver Embossing Powder
Sticky Tape Runner • Embossing Heat Tool • Guillotine Paper Trimmer or Cutting Mat, Ruler and Soft Grip Knife

INSTRUCTIONS:

Cut papers into the corresponding sizes indicated above. (A) Using VersaMark Watermark inkpad, stamp tree onto Fuchsia layer, sprinkle with embossing powder and tap off excess. Heat impression using embossing heat tool. Layer and adhere pieces together and onto card using the tape runner. (B)