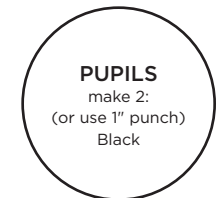
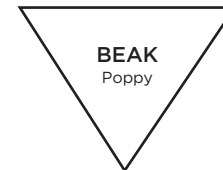
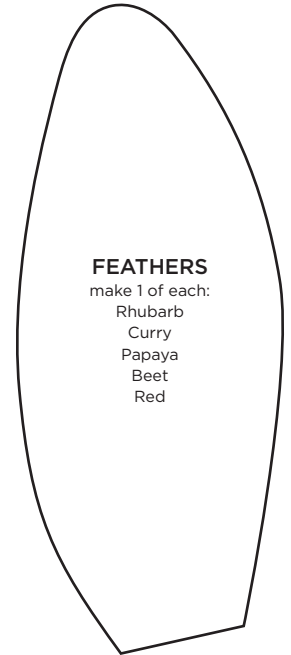
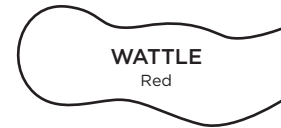


✂ TURKEY POCKETBOOK

how-to ideas!



MATERIALS NEEDED:

8 1/2" x 11" Text Weight Paper in: Rhubarb, Curry, Papaya, Red, Beet, Poppy, Black, Shimmer Chocolate · Pocketbook Chocolate · Eco-White 1.25" Round Labels · 1/8" round Hole Punch · 1" Circle Hole Punch · 1/8" Super Tacky Tape · Gluestick · Scissors · Pencil

INSTRUCTIONS:

Using Super Tacky Tape, assemble pocketbook according to instructions. Stick Eco-white 1.25" stickers in place for eyes. Trace templates and cut out pieces as indicated. Adhere pieces in place, as pictured. Gobble, gobble!