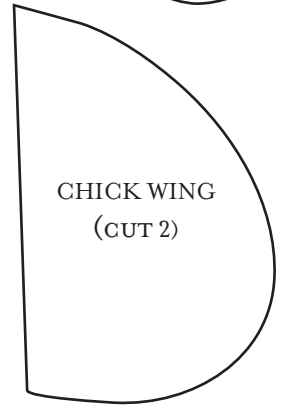
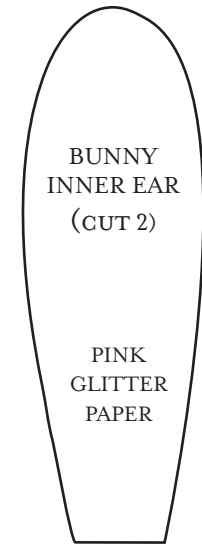
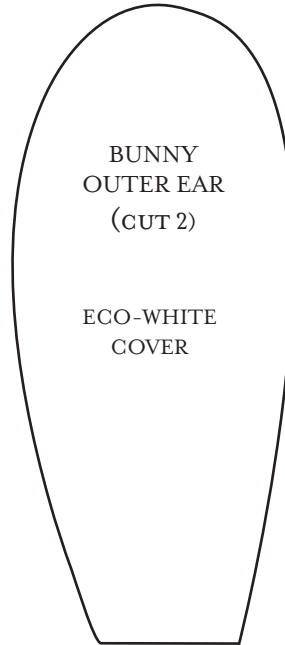



✂ BUNNY & CHICK EGG FRIENDS

how-to ideas!



BUNNY TEMPLATES

CHICK TEMPLATES

CUT ALL FROM ORANGE GLITTER PAPER

MATERIALS NEEDED:

Egg Shapes Pack • Googly Eyes • Eco-White Cover • Poppy Cover • Bubblegum Sugar Coated 12 x 12 Paper • Tangerine Sugar Coated 12 x 12 Paper • Begonia Glitter Tape Powder Glitter Tape • White Glitter Tape • 1/4" Hole Punch • Scissors • Glue Dots • Black Marker or Pen

INSTRUCTIONS:

Use templates provided to cut out shapes from indicated papers. Adhere shapes onto corresponding egg shapes using glue dots. Glue googly eyes in place. Embellish bottoms of eggs with strips of glitter tape as shown and trim off excess. For bunny's nose, punch out a circle from the pink glitter paper using 1/4" hole punch and glue in place. Draw in bunny's mouth and whiskers using black marker or pen. Great as place cards or for sending Easter wishes!